











-  highway signal head, 300mm red, 200mm amber and green lenses, with backboard
-  highway signal head, all 300mm lenses, with backboard
-  standard signal head, all 200mm lenses
-  standard signal head, all 200mm lenses, with backboard
-  special signal head with backboard, lens sizes as per Table 1; number indicates type of signal head as per Table 1
-  pedestrian signal head, two section or bimodal type
-  pedestrian signal head, two section type c/w pedestrian countdown
-  span wire mounting, highway signal head with backboard, Note 1
-  mast arm mounting, highway signal head with backboard shown, Note 1
-  double arm bracket mounting, highway signal head with backboard shown, Note 1

TABLE 1 – SPECIAL SIGNAL HEAD CONFIGURATIONS

Type	No. of Sections	Lens Size in mm and Arrow Indication						
		Transit Bar	Red	Amber	Green	Arrow		
1	3		300	300	–	300 ↑ GRN		
2	3		300	300	–	300 ← GRN		
3	3		300	300	–	300 → GRN		
4	4		300	300	–	300 ↑ GRN		
5	4		300	300	–	300 ↑ GRN		
6	4		300	300	–	300 ← GRN		
7	5		300	300	–	300 ↑ GRN		
8	5		300	300	200	300 ← GRN		
8A	5		300	300	300	300 ← GRN		
9	4		300	200	200	300 ← GRN		
9A	4		300	300	300	300 ← GRN		
10	4		300	200	200	300 ← GRN		
10A	4		300	300	300	300 ← GRN		
11	4		300	200	200	300 → GRN		
11A	4		300	300	300	300 → GRN		
12	4	200	300	200	200	–		
12A	4	300	300	300	300	–		

AMB–Amber GRN–Green AMB/GRN– Amber and Green

NOTE:

1 Highway signal head symbol shown is for illustration only, other signal head symbols may be used.

ONTARIO PROVINCIAL STANDARD DRAWING

Nov 2018 Rev 1

ELECTRICAL TRAFFIC CONTROL SYMBOLS  
TRAFFIC SIGNAL DISPLAYS



OPSD 2013.201