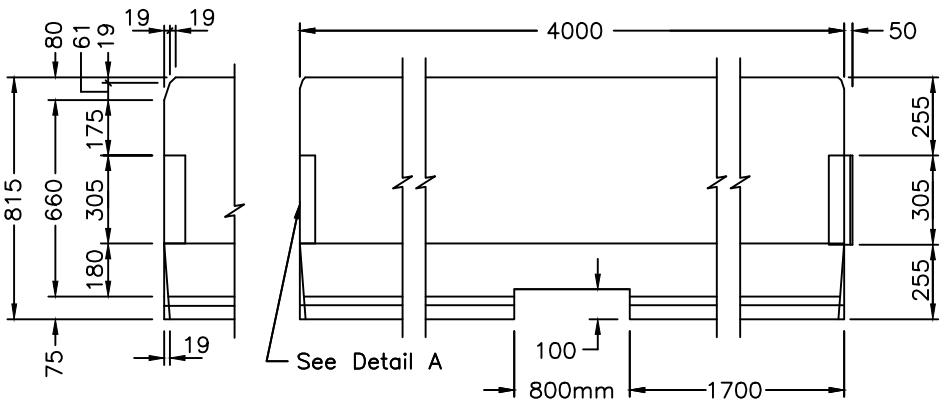

DETAIL A

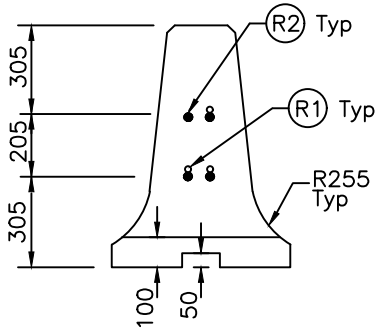

SECTION A–A

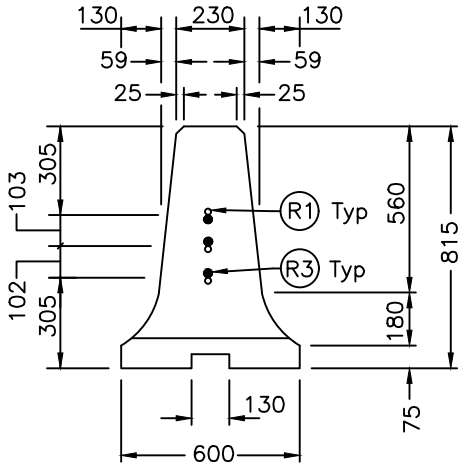

SECTION B–B

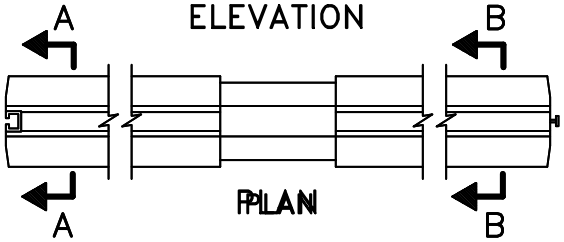

ELEVATION

PLAN

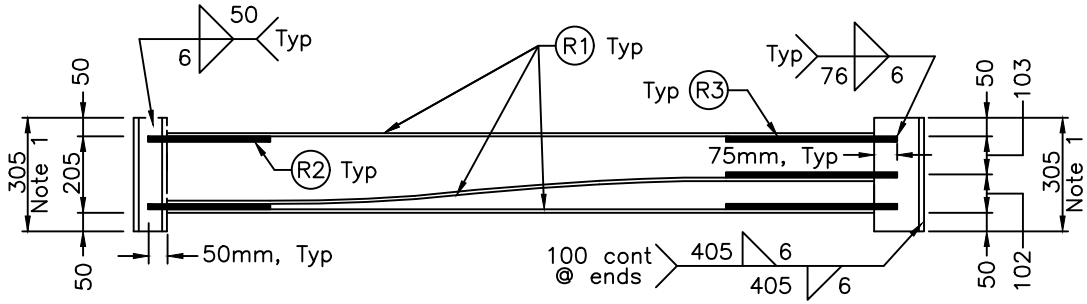

ELEVATION

REINFORCING STEEL BARS					
BAR	SIZE	GRADE	TYPE	LENGTH	NO. REQ'D
R1	15M	400W	Deformed	3898	3
R2	20M	400W	Deformed	610	4
R3	20M	400W	Deformed	915	3

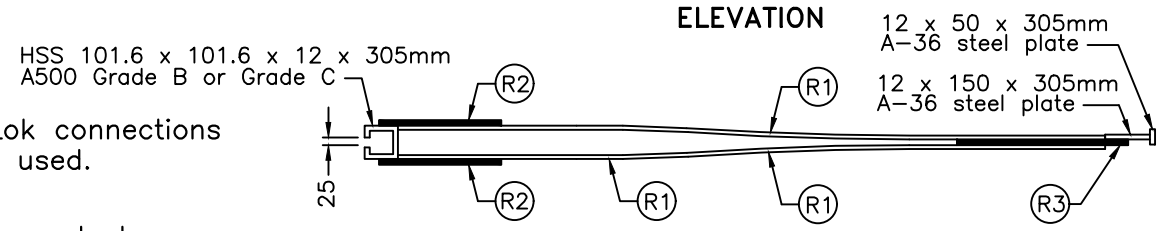

PLAN

STEEL DETAILS

NOTES:

1 Type T connections with 610mm long T–Lok connections manufactured before March 2010 may be used.

A Minimum horizontal radius shall be 26m.

B The system depicted here is a proprietary product.

C System configuration meets AASHTO MASH TL–3.

D Concrete cover shall be 50mm minimum.

E All concrete edges shall have 15 x 45° chamfers.

F Welds shall be according to CSA W59.

G All dimensions are in millimetres unless otherwise shown.

ONTARIO PROVINCIAL STANDARD DRAWING

Nov 2021 | Rev 1

GUIDE RAIL SYSTEM, CONCRETE BARRIER TYPE T CONNECTION, 4.0m LENGTH INSTALLATION – TEMPORARY

OPSD 911.180